

Order example

RCA — □

MODEL

C: Reed switch
N: NPN
P: PNP
D: Without contact

WIRE LENGTH

Blank: L=2000mm
1M: L=1000mm
QD: M8 3PIN connector
Special order is available.

Switch holder / band

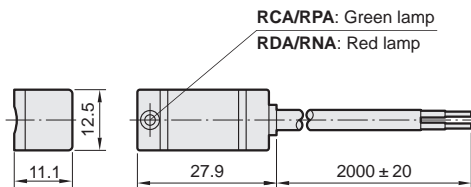
HV1

SWITCH HOLDER

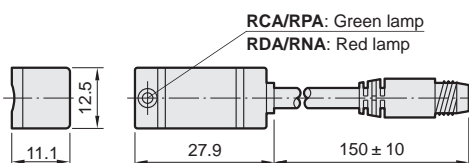
HA*: for MCQA
HV*: for MCQA, MCQV2, MCBQV2
HS*: for MSB*- 50
BA*: for MCMA, MCMB, MCKMB, MCMBL, MCM, MCKMI
BGA*: for MCCG, MCCN
BGS*: for MCMA, MCMB, MCKMB, MCMBL, MCM, MCKMI
PN-A*: for MCKA, MCKG

Dimension

RCA/RDA/RNA/RPA



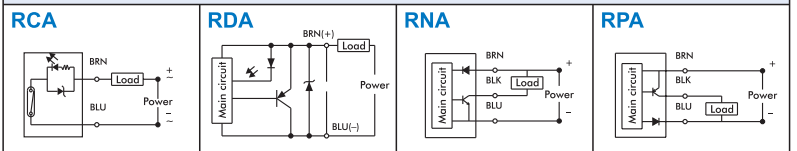
RCA-QD/RDA-QD/
RNA-QD/RPA-QD



Specification

Model	RCA	RDA	RNA	RPA
Wiring method	2 wire		3 wire	
Switching logic	SPST N.O.	Solid state output, normally open		
Switch type	Reed switch	Without contact	NPN current sinking	PNP current sourcing
Operating voltage	5~240V DC/AC	5~30V DC	5~30V DC	
Switching current	100mA max.	50mA max.	200mA max.	
Switching rating (1)	10W max.	1.5W max.	6W max.	
Current consumption	—		15 mA@24V DC max.	
Voltage drop	3.5V max.	3.7V max.	1.5V max.	
Leakage current	—	0.1mA max.	0.01mA max.	
Indicator	Green LED	Red LED		Green LED
Cable	4, 2C, PVC		4, 3C, PVC	
Temperature range	- 10~ + 70 (No freezing)			
Shock (2)	30G	50G		
Vibration (3)	9G			
Enclosure classification	IEC 60529 IP67			
Protection circuit (4)	1	3,4	2,3,4	
Weight	46 g (2m cable)			

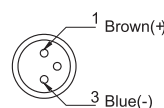
Connect diagram



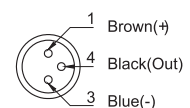
- Warning: Never exceed rating (watt=voltage x amperage). Permanent damage to sensor will occur.
- Sin wave / X.Y.Z. 3 directions / 3 times each direction / 11ms each time.
- Double amplitude 1.5mm / 10Hz~55Hz~10Hz(Sweep 1min) / X.Y.Z. 3 directions / 1 hour each time.
- 1=None / 2=Short-circuit / 3=Power source reverse polarity / 4=Surge suppression
- Caution for safety please refer to page 8-8-9.

Wiring of the QD

● 2 wire QD wiring



● 3 wire QD wiring



Assembling style

Cylinder type	MCQA					MCQV2 / MCBQV2			MCQV		
Mounting clamps	Hold					Hold					
Order	HV2	HV4	PM14	PM16	HA5	HV1	HV2	HV3	HV4	PM16	HA5V
Cylinder tube I.D.	40,50,63	80,100	125	150	200	32,40	50,63	80,100	125	160	200
Pictures	HA*					HV*			PM*		

Cylinder type	MCBQV	MCQV2L		MCQN			MCM1 / MCBMI / MCKMI			
Mounting clamps	Hold	Hold		Hold			Band			
Order	HV4	HV2	HV3	HV1	HV2	HV3	BA20		BA25	
Cylinder tube I.D.	125	63	80	40	50,63	80,100	BGS20		BGS25	
Cylinder tube I.D.							20		25	
Pictures	HV*						BA*		BGS*	

Cylinder type	MCMA / MCMB / MCMBR / MCKMB				MCMBL	MSLL	MCCG / MCCN					
Mounting clamps	Band				Band	Band	Band					
Order	BA20	BA25	BA32	BA40	BA40	BA40	BGA20	BGA25	BGA32	BGA40	BGA50	BGA63
Cylinder tube I.D.	20	25	32	40	40	40	20	25	32	40	50	63
Pictures	BA*		BGS*									

Cylinder type	MGTB / MGTK / MGTU		MCKA	MCKG*		MSB* 50
Mounting clamps	Band		Band	Band		Hold
Order	BA20	BA25	PN-A40	BGA50	BGA63	HS
Cylinder tube I.D.	20	25	40	50	63	50
Pictures						